



PRODUCT NAME:

SABRE SAW BLADES

PRODUCT CODE/S:

JSEK114, JSEK102, JSEK115, JSEK117, JSEK104, JSEK106, JSEK116

KEY FEATURES:

- Our jig saw blades are made of high-quality materials such as high carbon steel and high-speed steel; HCS blades are good for cutting general wood, while HSS blades are good for cutting hardwoods, metal, or reinforced plastic.
- Ideal for application to wood, metal, and wood with nail. Provide general household cutting needs and a variety of materials.
- Assorted professional jig saw blades set.
- The jig saw blades are made with premium quality HCS/ HSS/ Bi-Metal for enhanced quality and

MATERIAL:

HCS
CARBON STEEL FOR USE IN SOFTER MATERIALS SUCH AS WOOD, WOOD FIBREBOARDS AND SOFT PLASTICS

TC
TUNGSTEN CARBIDE SAW BLADES FOR USE IN STAINLESS STEEL, METAL AND FOR ABRASIVE MATERIALS SUCH AS GLASS FIBRE REINFORCED PLASTIC, POROUS CONCRETE

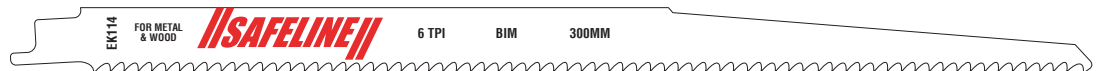
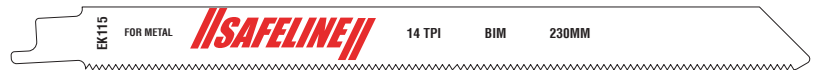
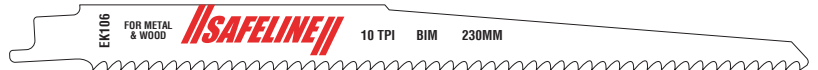
BIM
N BI-METAL, A HIGHLY FLEXIBLE, UNBREAKABLE BONDING OF HCS AND HSS, WITH AN EXTREMELY RESISTANT BASE BLADE FOR UNIVERSAL USE AND FAST CUTS IN PIPES, PROFILES AND THIN SHEET METALS, AS WELL AS IN WOOD WITH NAILS/METAL

DIAMOND
DIAMOND-COATED SABRE SAW BLADES SPECIALLY FOR CUTTING CAST STEEL PIPES AND VERY ABRASIVE MATERIALS SUCH AS FIBRE REINFORCED PLASTICS

DETAILS:

- 10/14 TPI - CUTTING OF PIPES, PROFILES, BARS AND SHEET METALS 5-9 MM THICK.
- 14 TPI - CUTTING OF PIPES, PROFILES, BARS AND SHEET METALS 4-7 MM THICK.
- 18 TPI - CUTTING OF PIPES, PROFILES AND SHEET METALS 2-5 MM THICK.
- 24 TPI - CUTTING OF THIN WALL PIPES AND SHEET METALS 1,5 -3 MM THICK.
- 32 TPI - CUTTING OF THIN WALL PIPES AND SHEET METALS < 1,5 MM.

CODE	Diameter
JSEK114	12" (300MM) SABRESAW BLADES WOOD (PK5) CC
JSEK102	6" (150MM) SABRESAW BLADES METAL (PK5)
JSEK115	9" (225MM) SABRESAW BLADES METAL 9TPI (PK5)
JSEK117	6" SABRE SAW BLADE WOOD/PLASTERBOARD 6TPI
JSEK104	6" SABRESAW BLADES PLAST/WOOD 10TPI (PK5)
JSEK106	9" (230MM) SABRESAW BLADES WOOD 10TPI (PK5)
JSEK116	12" (300MM) SABRESAW BLADES MILD STEEL (PK5)



STORAGE

A SAW WITH A MISALIGNED HEAD, WORN BLADE SHAFT BEARINGS, WORN BLADE FLANGES, WORN BELTS OR PULLEYS, OR IMPROPERLY TRACKING CONVEYOR CART, WILL GENERALLY STILL CUT MATERIAL, BUT PUTS STRESSES ON THE BLADE THAT WILL RESULT IN CUTS THAT ARE NOT SQUARE. THIS WILL ALSO CAUSE A SHORT BLADE LIFE OR A BLADE THAT WEARS UNEVENLY.

